

COMMUNITY HOMELESSNESS REPORT SUMMARY

Kingston, Ontario

2021-2022

Collaboration between Indigenous and Non-Indigenous Partners

Specific to the implementation of Coordinated Access and an HMIS, has there been collaboration between the Designated Community (DC) Community Entity (CE) and local Indigenous organizations?

Yes

Describe how this collaboration was done and how it affected the implementation of Coordinated Access and/or the HMIS. How will it be strengthened in the future?

Our community does not have a separate Indigenous CAB, however, we do have Indigenous representation on the CAB.

As part of the expansion of the street outreach team, and to better support the Indigenous population that is experiencing homelessness, an Indigenous Outreach Worker position was created and funded through Reaching Home. This has meant more engagement with local Indigenous organizations that provide transitional/supportive housing and other cultural supports. The worker also has capabilities to connect individuals to the CA system and/or add and update information in HIFIS for the BNL. This also helps to ensure that those who identify as Indigenous are being better captured in the system.

Specific to the implementation of Coordinated Access and an HMIS, has there been collaboration between the DC CE and the Indigenous Homelessness (IH) CE and/or Community Advisory Board (CAB), where applicable?

Not applicable

A large, empty gray rectangular area, likely a placeholder for a response or a redacted section of the document.

With respect to the completion of the Community Homelessness Report (CHR), was there collaboration between local Indigenous and non-Indigenous organizations and, where applicable, the IH CE and/or CAB?	Yes
Describe when this collaboration occurred and what parts of the CHR were informed by these efforts.	
<p>Our CAB has Indigenous representation with whom we consult on a regular basis. Additionally, we consult with service providers to better understand the needs of Indigenous clients they serve and how they work to offer culturally appropriate programming. The CE continues to work closely with the City of Kingston, as the system manager, on collaborative systems review processes. As previously mentioned, having the Indigenous outreach worker has helped to identify homeless individuals who identify as Indigenous which enhances the accuracy of our BNL data in this report.</p>	
Does your community have a separate IH CAB?	No

--	--

--

--

Coordinated Access and Homelessness Management Information System (HMIS) Self-Assessment

Summary Tables

The table below provides a summary of the work your community has done so far to meet the Reaching Home minimum requirements for Coordinated Access and an HMIS.

	Met	Started	Not Yet Started
Number of minimum requirements	15	3	0

The table below shows the percentage of minimum requirements completed for each core Coordinated Access component.

Governance	HMIS	Access Points to Service	Triage and Assessment	Coordinated Access Resource Inventory	Vacancy Matching and Referral
67%	100%	100%	100%	33%	100%

Summary Comment

Are there particular efforts and/or issues that you would like to highlight for this reporting period related to your community's work to achieve the Reaching Home minimum requirements? In particular, please include an update about your community's efforts to set-up, sustain and/or improve the Coordinated Access system and use of an HMIS.

As a Built For Zero (BFZ) Canada community, we, (Community Entity and Service Manager) have been engaging with our BFZ Advisor to identify any outstanding criteria to be met and how to complete them. We have been clarifying the required participation for the various Reaching Home (RH) funded projects and have had some conversations with funded agencies/programs around coordinated access, HIFIS, and data sharing agreements. We will continue to work with all RH funded programs to ensure participation and documentation of commitment.

The HMIS system has been updated to ensure that By Name functionality is present which will streamline efforts in ensuring clients are represented on the By Name List. Training for all Service Providers regarding the coordinated access system and HMIS has been provided and weekly meetings occur for the client prioritization purposes. A Coordinated Access Guide has been developed and provided to service providers to ensure fidelity to the model is achieved.

Where does data for the List come from?	<ul style="list-style-type: none"><input checked="" type="checkbox"/> Excel<input checked="" type="checkbox"/> HIFIS<input type="checkbox"/> Other HMIS<input type="checkbox"/> Other data source(s)<input type="checkbox"/> Not applicable – Do not have a List yet
In the future, will data from the community's HMIS (either HIFIS or an existing, equivalent system) be used to get data for the List?	Yes

Optional question: How does data from the List compare to other community-level data sources that are considered reliable? This is an optional follow-up question for communities that have completed the “CHR Community-Level Data Comparisons”.

The Point in Time Count is used to compare the By Name List data as is the information provided by the street outreach teams who work throughout the city and have a reliable count of individuals who are unsheltered.

Summary Table

The table below provides a summary of the work your community has done so far to transition to an outcomes-based approach under Reaching Home.

Step 1: Has a List	Step 2: Has a real-time List	Step 3: Has a comprehensive List	Step 4:	
			Can report annual outcome data (mandatory)	Can report monthly outcome data (optional)
Yes	Yes	Yes	Yes	Yes

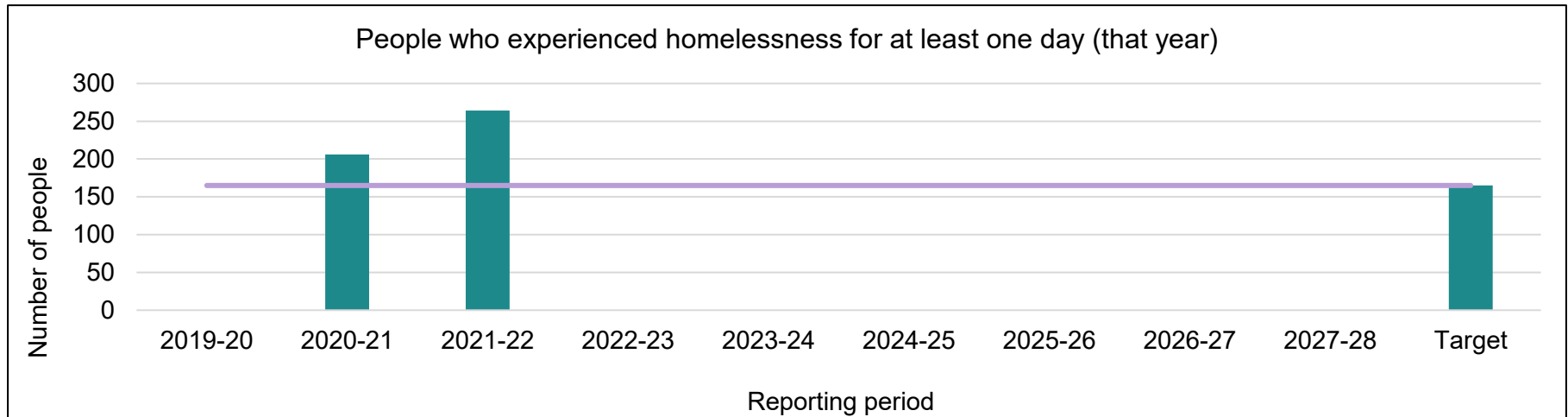
Summary Comment

Are there particular efforts and/or issues that you would like to highlight for this reporting period related to your community's work to transition to an outcomes-based approach under Reaching Home?

The City of Kingston, as the housing & homelessness Service Manager, has worked on upgrading HIFIS to the newest version and in doing so is, or will be providing training and support to service providers utilizing the system. The By-Name List is now incorporated into HIFIS which eliminates the need to keep information tracked in multiple areas. The City is embarking on more quality assurance and running reports to ensure that they systems and data collection are correct. There are weekly By-Name List meetings with service providers and ongoing discussions regarding data collection and integrity.

Outcome #1: Fewer people experience homelessness (homelessness is reduced overall)

	2019-20	2020-21	2021-22	2022-23	2023-24	2024-25	2025-26	2026-27	2027-28	Target
People who experienced homelessness for at least one day (that year)		206	264	-	-	-	-	-	-	165

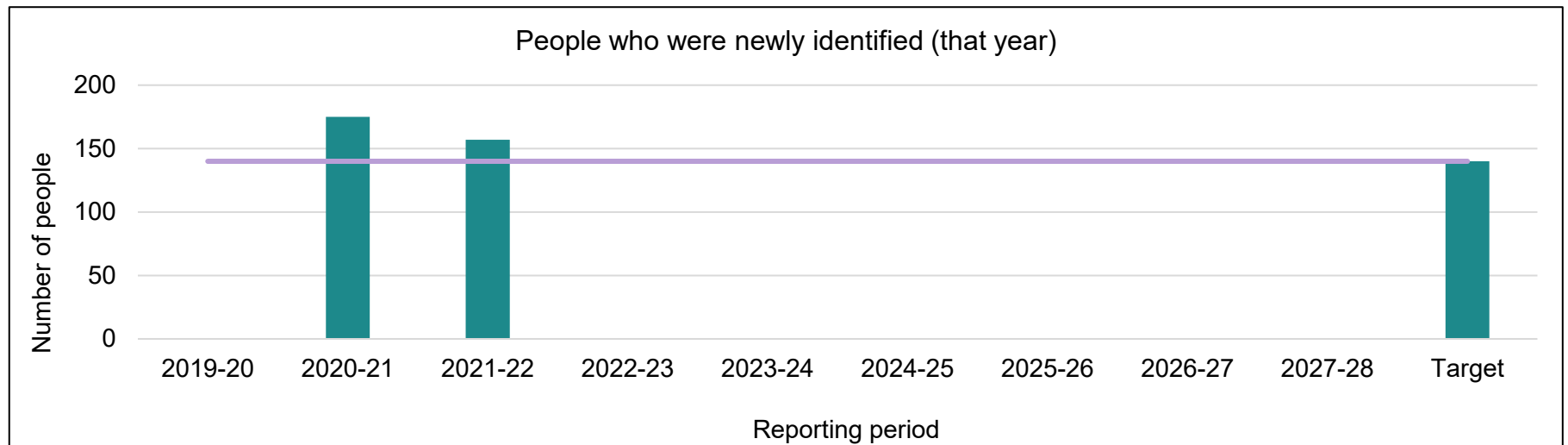


Have you changed any data as submitted in a previous CHR for Outcome #1? If yes, in the comment below please describe what was changed and why?

No change

Outcome #2: Fewer people were newly identified (new inflows to homelessness are reduced)

	2019-20	2020-21	2021-22	2022-23	2023-24	2024-25	2025-26	2026-27	2027-28	Target
People who were newly identified (that year)		175	157	-	-	-	-	-	-	140

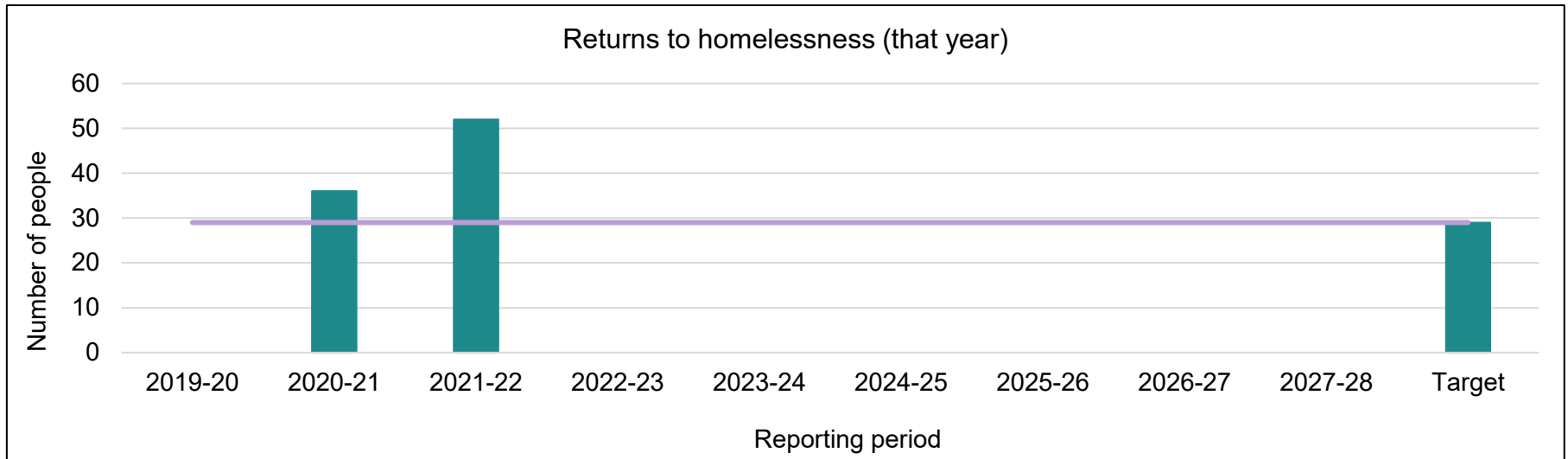


Have you changed any data as submitted in a previous CHR for Outcome #1? If yes, in the comment below please describe what was changed and why?

Data difference from last year for Outcome #2 is due to the change in wording of the outcome from people who were homeless for the first time (6) to newly identified (175).

Outcome #3: Fewer people return to homelessness (returns to homelessness are reduced)

	2019-20	2020-21	2021-22	2022-23	2023-24	2024-25	2025-26	2026-27	2027-28	Target
Returns to homelessness (that year)		36	52	-	-	-	-	-	-	29

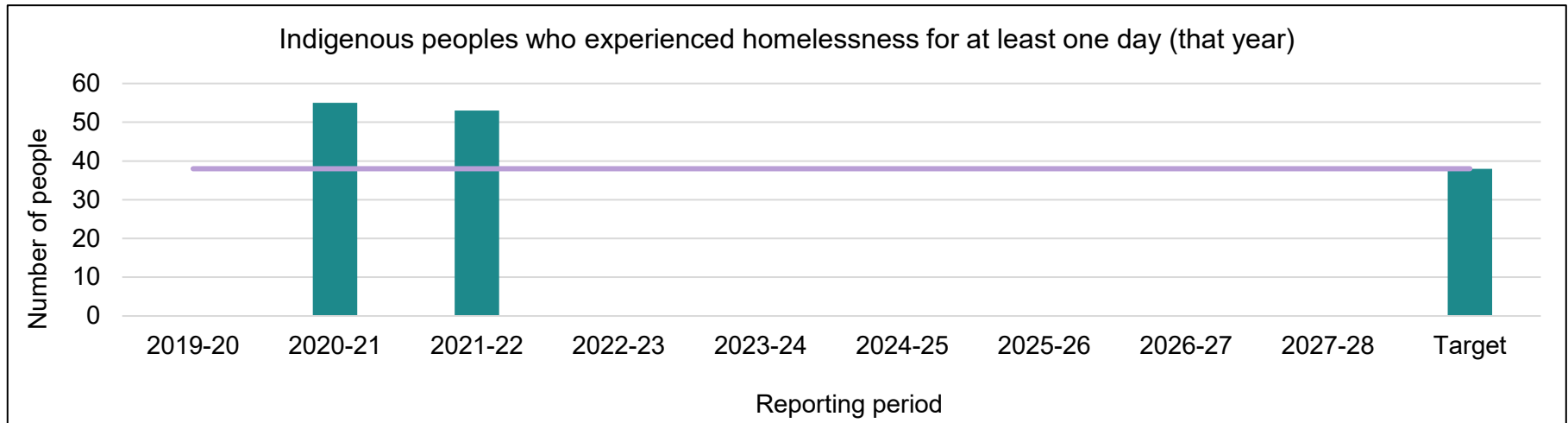


Have you changed any data as submitted in a previous CHR for Outcome #3? If yes, in the comment below please describe what was changed and why?

We reported 44 last year, rather than 36. This difference is a result of data clean up and correcting any errors that may have been made. This also required us to adjust our Target.

Outcome #4: Fewer Indigenous peoples experience homelessness (Indigenous homelessness is reduced)

	2019-20	2020-21	2021-22	2022-23	2023-24	2024-25	2025-26	2026-27	2027-28	Target
Indigenous peoples who experienced homelessness for at least one day (that year)		55	53	-	-	-	-	-	-	38



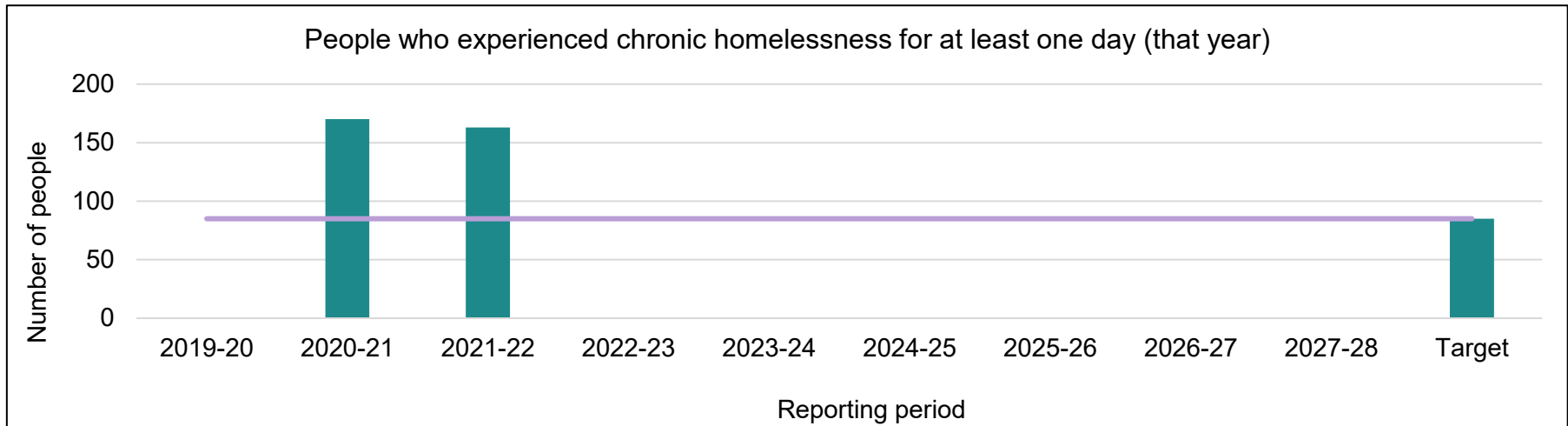
Have you changed any data as submitted in a previous CHR for Outcome #4? If yes, in the comment below please describe what was changed and why?

We reported 52 last year (increase of 3). This difference is a result of data clean up and correcting any errors that may have been made.

We have changed our target from a 20% reduction to 30% as addressing Indigenous homelessness is a priority, and we now have a dedicated Indigenous outreach worker and transitional housing units.

Outcome #5: Fewer people experience chronic homelessness (chronic homelessness is reduced)

	2019-20	2020-21	2021-22	2022-23	2023-24	2024-25	2025-26	2026-27	2027-28	Target
People who experienced chronic homelessness for at least one day (that year)		170	163	-	-	-	-	-	-	85

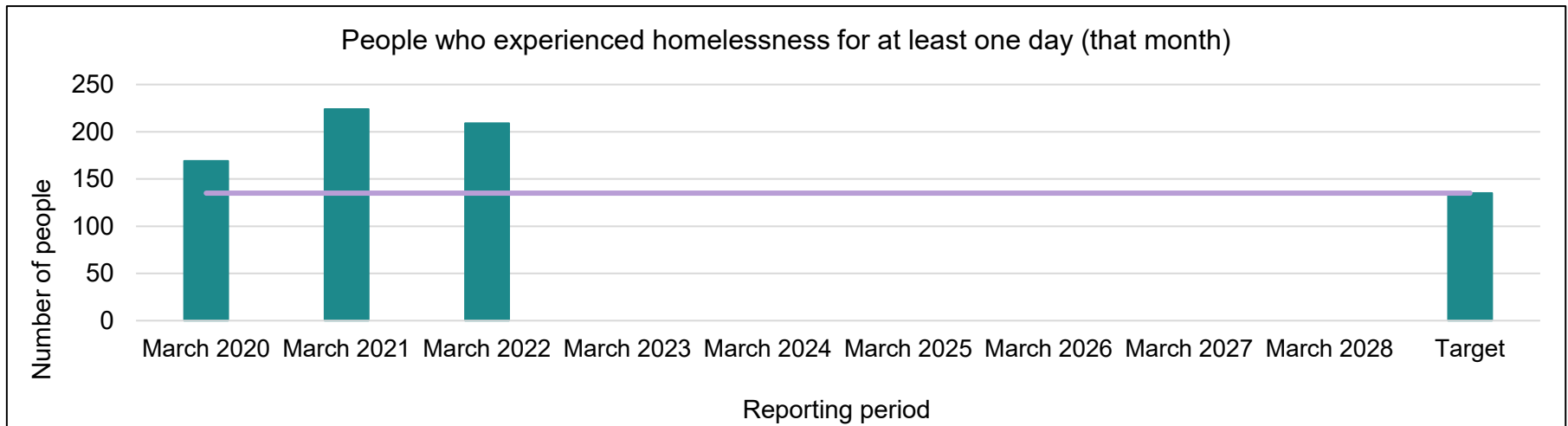


Have you changed any data as submitted in a previous CHR for Outcome #5? If yes, in the comment below please describe what was changed and why?

We reported 162 in the previous report rather than 170. This difference is a result of data clean up and correcting any errors that may have been made.

Outcome #1: Fewer people experience homelessness (homelessness is reduced overall)

	March 2020	March 2021	March 2022	March 2023	March 2024	March 2025	March 2026	March 2027	March 2028	Target
People who experienced homelessness for at least one day (that month)	169	224	209	-	-	-	-	-	-	135

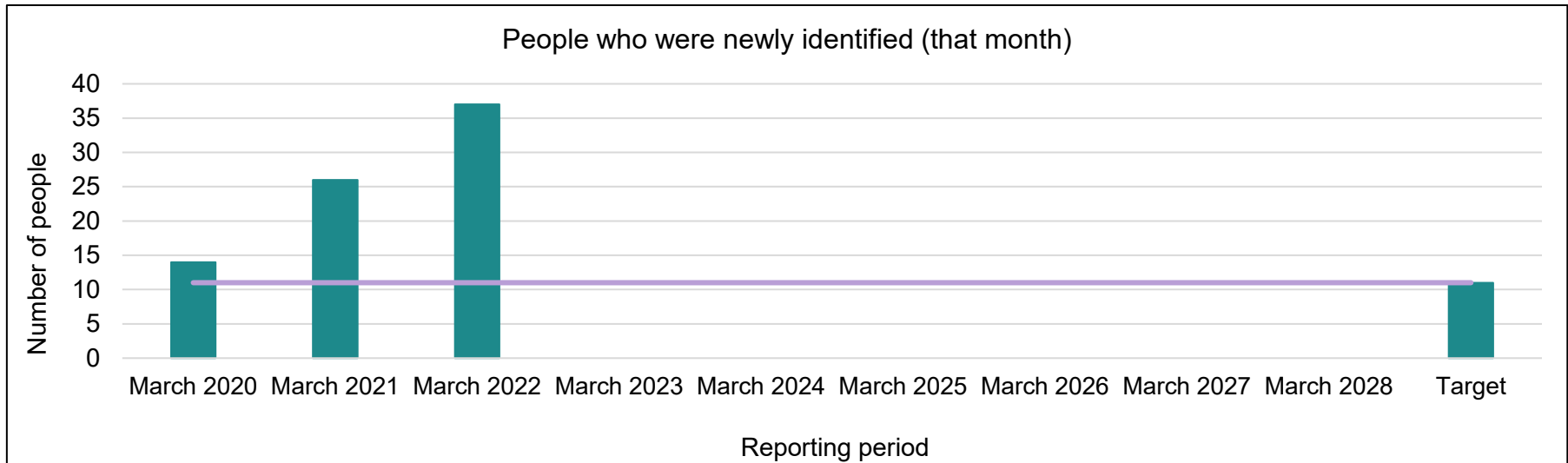


Have you changed any data as submitted in a previous CHR for Outcome #1? If yes, in the comment below please describe what was changed and why?

No (monthly reporting began in 2021-2022 CHR)

Outcome #2: Fewer people were newly identified (new inflows to homelessness are reduced)

	March 2020	March 2021	March 2022	March 2023	March 2024	March 2025	March 2026	March 2027	March 2028	Target
People who were newly identified (that month)	14	26	37	-	-	-	-	-	-	11

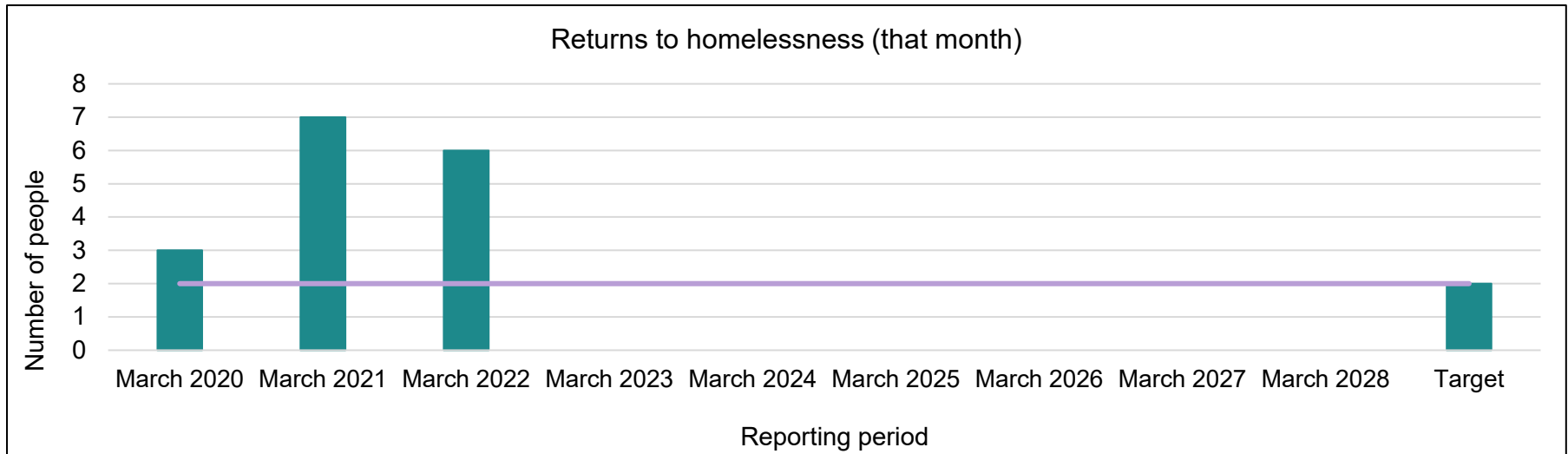


Have you changed any data as submitted in a previous CHR for Outcome #2? If yes, in the comment below please describe what was changed and why?

No (monthly reporting began in 2021-2022 CHR)

Outcome #3: Fewer people return to homelessness (returns to homelessness are reduced)

	March 2020	March 2021	March 2022	March 2023	March 2024	March 2025	March 2026	March 2027	March 2028	Target
Returns to homelessness (that month)	3	7	6	-	-	-	-	-	-	2

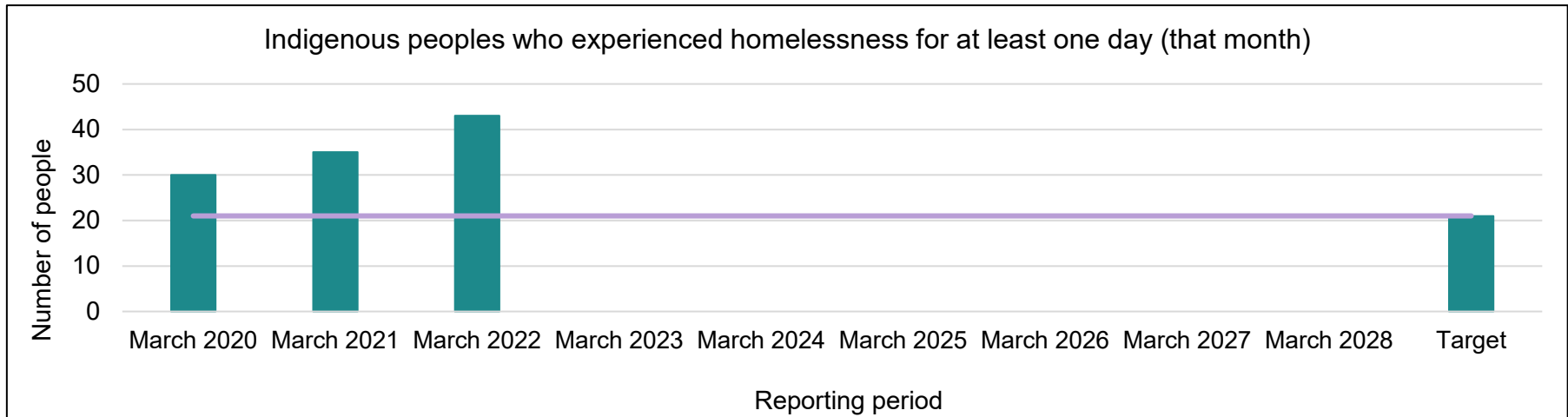


Have you changed any data as submitted in a previous CHR for Outcome #3? If yes, in the comment below please describe what was changed and why?

No (monthly reporting began in 2021-2022 CHR)

Outcome #4: Fewer Indigenous peoples experience homelessness (Indigenous homelessness is reduced)

	March 2020	March 2021	March 2022	March 2023	March 2024	March 2025	March 2026	March 2027	March 2028	Target
Indigenous peoples who experienced homelessness for at least one day (that month)	30	35	43	-	-	-	-	-	-	21

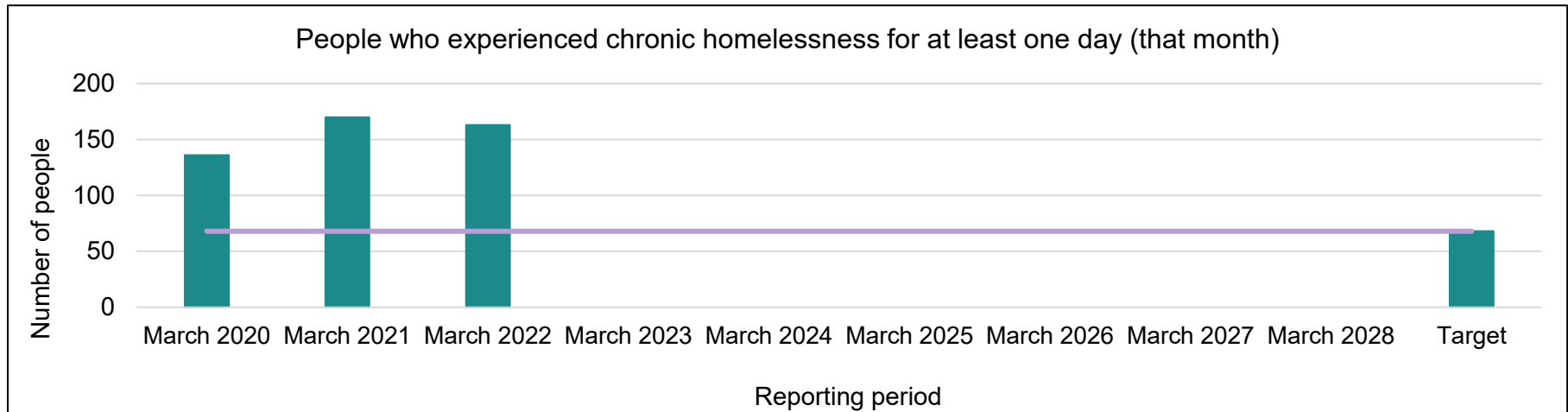


Have you changed any data as submitted in a previous CHR for Outcome #4? If yes, in the comment below please describe what was changed and why?

No (monthly reporting began in 2021-2022 CHR)

Outcome #5: Fewer people experience chronic homelessness (chronic homelessness is reduced)

	March 2020	March 2021	March 2022	March 2023	March 2024	March 2025	March 2026	March 2027	March 2028	Target
People who experienced chronic homelessness for at least one day (that month)	136	170	163	-	-	-	-	-	-	68



Have you changed any data as submitted in a previous CHR for Outcome #5? If yes, in the comment below please describe what was changed and why?

No (monthly reporting began in 2021-2022 CHR)